

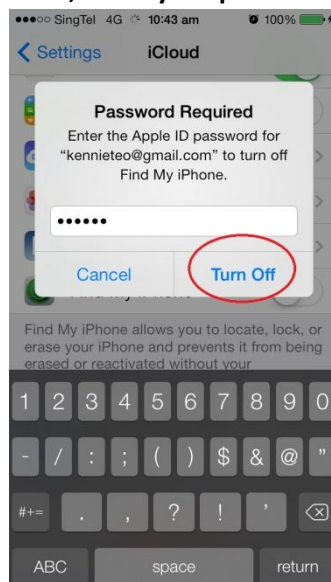
Tap on "Settings" on your iPhone / iPad and tap on "iCloud"



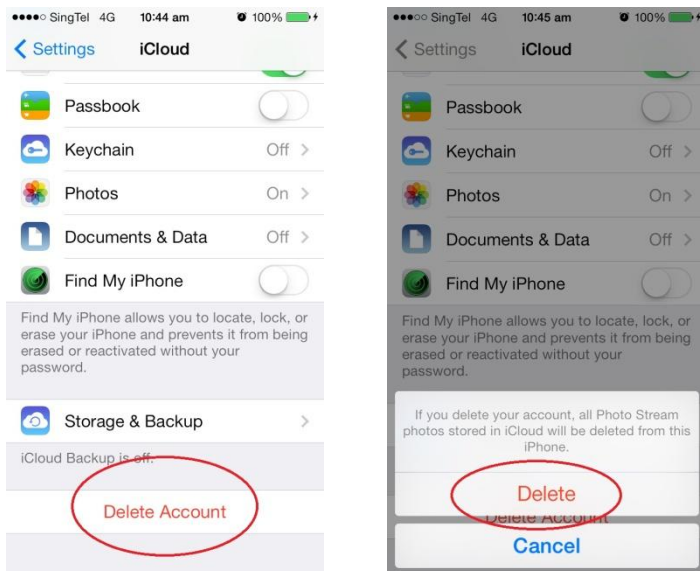
Tap on the green button under "Find My iPhone" or "Find My iPad"



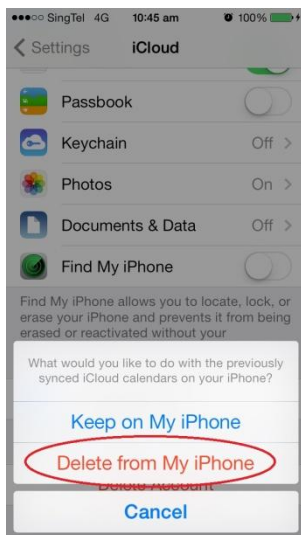
When prompt for Apple ID password, enter your password and tap "Turn Off"



Still in iCloud tap on “Delete Account: ” and then tap “Delete”



Tap “Delete from My iPhone” / “Delete from My iPad” to remove iCloud account.



After switching off “Find My iPhone” / Find My iPad” and deleting iCloud, perform a hard reset.

In Settings, tap on “General”, “Reset” and “Erase All Content and Settings” to factory reset iPhone.

