









Guide To Digital Cable Applications

Video Mosaic

Video Mosaic allows you easy access to your full selection of channels. To access Video Mosaic, press the **MOSAIC** button  on the remote control. A multiplex of 16 windows will be displayed. Each window represents one channel.



How To Use

Functions	Directions
1. To view all channels available.	Press the MOSAIC button  . Move the highlighted box using the LEFT  or RIGHT  arrow button on your remote control.
2. To select a channel.	Move the highlighted box to the selected channel and press the OK button  on your remote control for a full-screen view. If you have not subscribed to the selected channels, you will not be able to have a full-screen view.
3. To access the On-Screen TV Guide for a channel.	Move the highlighted box to the channel you wish to select and press the GUIDE button  .
4. To return to Video Mosaic from the On-Screen TV Guide.	Press the MOSAIC button  .
5. To exit Video Mosaic and return to the last watched channel anytime.	Press the TV  or EXIT  button.