

Guide To Digital Cable Applications













On-Screen TV Guide

The On-Screen TV Guide gives you access to comprehensive information on current and upcoming programmes including schedules, synopses, cast and crew, available audio tracks and programme genre for the channel of your choice. (Note: Information may not be available for some programmes).

To access the On-Screen TV Guide, press the **GUIDE** button  on your remote control. You will see the Channel Listing on your TV screen as shown below.



How To Use

Functions	Directions
1. To choose a channel.	The channel you are currently watching is highlighted. Use the UP  or DOWN  arrow button on your remote control to scroll through the list of channels and press the OK button  to go to the channel you wish to watch.
2. To access current and upcoming programmes list.	Press the RIGHT arrow button  on your remote control for Programme Listing. The highlight and arrow buttons will move to the programme list on the right.
3. To access programme schedules for today.	On the Programme Listing Page, press the UP  or DOWN  arrow button to scroll.
4. To access programme schedules for tomorrow.	Press the RIGHT arrow button  on your remote control.
5. To access programmes schedules for the day after tomorrow.	Press the RIGHT arrow button  on your remote control.
6. To access programme schedules from 4th to 7th day.	Press RIGHT arrow button  on your remote control. Press LEFT arrow button  to return to the previous day.
7. For additional information on programmes. Note: Additional programme information such as synopses, cast and audio tracks may not be available for some programmes.	Press the GREEN  or INFO button  .